

HomeAdvantage II™

For Single Point-of-Use or Multiple Applications

Specifications

Electric Tankless Water Heater

Applications

- Water-Saver Shower Head 1.5 GPM
- Standard Shower Head 2.0 GPM
- Standard Hand Sink 0.5 GPM
- Kitchen Sink 1 to 2 GPM
- Bath Tub ≥ 4 GPM
- Dishwasher 1 to 2 GPM
- Washing Machine 1 to 1.5 GPM

Average Gallons Per Minute (GPM) based on 2010 Plumbing Standards

Performance Features

- Instant, consistent and endless hot water
- Compact, resistant and stylish with digital temperature control in increments of 1° ranging from 80°F to 140°F
- Copper immersion heating elements with brass top increases durability and are threaded for easy replacement
- Simple Installation
- Digital temperature display
- External controls to adjust temperature

Special Design Service

Inquiries for units for unique applications are welcome. Call our Technical Service department at **1-800-543-6163**.

Suggested Specification

Tankless water heater shall be an Eemax HomeAdvantage II model number HA_____.

Unit shall have copper clad immersion heating element(s) with brass terminations for increased durability. External temperature control and display adjustable in 1° increments with a range of 80°-140°F. Display shall be capable of displaying setpoint temperature in Celsius or Fahrenheit temperature scales. Unit shall utilize a flow meter with a 0.3 GPM activation point and manage power based on actual flow rate and inlet temperature. Values should be processed 60 times per second. Unit shall be WQA certified lead free, certified to UL499 and CSA-C22.2 No. 64.

Eemax Inline Flow Regulator

EEMAX PART NUMBER	GPM RATING OF INSERTS PROVIDED	CONNECTION SIZE
IFR 1-2	1.0, 1.5, 2.0	1/2" NPT
IFR 3-4	2.0, 3.0, 4.0, 5.0	3/4" NPT

- Enhanced outlet temperature control
- Install on the outlet side of the heater
- Limit maximum volume to the specified flow rate to ensure exiting temperature is within an acceptable range
- Flow Regulators for 1/2" and 3/4" plumbing connections
- Restriction range: 1.0 to 5.0 gallons per minute



HA008240/HA011240/HA013240



HA018240



HA024240/HA027240



HA036240




NO LEAD*
*The wetted surface of this product contacted by water contains less than 0.25% lead and meets ANSI/NSF 372



Eemax Inline Flow Regulator Suggested Sizing Guide

		Inlet Water Temperature			
		40°F	50°F	60°F	70°F
HA008240	IFR 1-2	1.0	1.0	1.0	1.5
HA011240	IFR 1-2	1.0	1.0	1.5	2.0
HA013240	IFR 1-2	1.0	1.5	2.0	2.0
HA018240	IFR 3-4	2.0	2.0	2.0	3.0
HA024240	IFR 3-4	2.0	2.0	3.0	4.0
HA027240	IFR 3-4	2.0	3.0	4.0	5.0
HA036240	IFR 3-4	3.0	4.0	5.0	5.0

*Selection based on inlet temperature and an outlet temperature setting of 105°F



HomeAdvantage II

For Single Point-of-Use or Multiple Applications

Specifications

Electric Tankless Water Heater

MODEL NUMBER	KW	AMPS	RECOMMENDED WIRE SIZE (75° C/CU)	TURN ON (GPM)	MAX FLOW (GPM)	TEMPERATURE RISE °F														
						0.5 GPM	1.0 GPM	1.5 GPM	2.0 GPM	2.5 GPM	3.0 GPM	4.0 GPM	5.0 GPM	6.0 GPM						
VOLTS 240* 1 MODULES																				
C HA008240	8.0	33(1x40)	8 AWG	0.3	4.8	109°	55°	36°	27°	22°	18°	14°	-	-						
C HA008240 (derated 208V performance)	5.8	28	8 AWG	0.3	4.8	79°	40°	26°	20°	16°	13°	10°	-	-						
C HA011240	11.0	46(1x50)	8 AWG	0.3	4.8	†	75°	50°	38°	30°	25°	19°	-	-						
C HA011240 (derated 208V performance)	8.2	40	8 AWG	0.3	4.8	†	56°	37°	28°	22°	19°	14°	-	-						
C HA013240	13.0	54(1x60)	6 AWG	0.3	4.8	†	89°	59°	44°	36°	30°	22°	-	-						
C HA013240 (derated 208V performance)	10.1	49(1x60)	6 AWG	0.3	4.8	†	69°	46°	34°	28°	23°	17°	-	-						
VOLTS 240* 2 MODULES																				
C HA018240	18.0	75(2x38)	8 AWG	0.3	7.0	†	†	82°	61°	49°	41°	31°	25°	20°						
C HA018240 (derated 208V performance)	13.3	64(2x32)	8 AWG	0.3	7.0	†	†	91°	61°	45°	36°	30°	23°	18°	15°					
VOLTS 240* 3 MODULES																				
C HA024240	24.0	100(3x33)	8 AWG	0.3	7.0	†	†	109°	82°	66°	55°	41°	33°	27°						
C HA024240 (derated 208V performance)	17.5	84(3x28)	8 AWG	0.3	7.0	†	†	80°	60°	48°	40°	30°	24°	20°						
C HA027240	27.0	113(3x37)	8 AWG	0.3	7.0	†	†	†	92°	74°	61°	46°	37°	31°						
C HA027240 (derated 208V performance)	20.0	96(3x32)	8 AWG	0.3	7.0	†	†	91°	68°	55°	46°	34°	27°	23°						
VOLTS 240* 4 MODULES																				
C HA036240	36.0	150(4x38)	8 AWG	0.3	8.0	†	†	†	†	98°	82°	61°	49°	41°						
C HA036240 (derated 208V performance)	26.6	127(4x32)	8 AWG	0.3	8.0	†	†	†	91°	73°	61°	45°	36°	30°						

* 240V units can be used on 208V single phase with 25% reduced temperature output. Please note per UL standards the rating plate and installation instructions will all be according to a 240V applied voltage. Check with local officials prior to derating the electrical infrastructure.

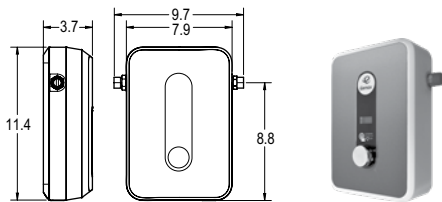
† Temperature electronically limited setting on adjustable thermostat on front cover

*C indicates evaluation and compliance to either Underwriters Laboratories (UL) or Intertek (ETL) under CAN/CSA-C22.2 No. 64/NO. 88.

Product Specifications (all models)	Dynamic Operating Pressure	35 PSI min., 150 PSI max.
	Certifications	ETL Listed to UL 499 and CSA
	Adj. Temperature Range	80°F-140°F
	Temperature Accuracy	+/-1° at steady state flow

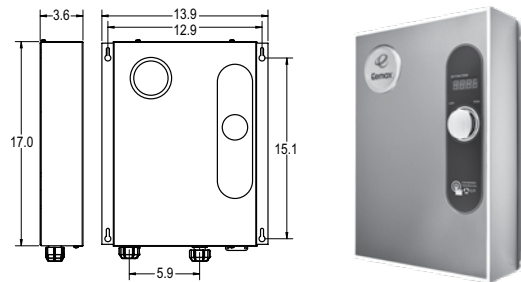
HA008240/HA011240/HA013240

Size	11.5"H 8"W x 3.75"D
Weight	8 kw: 4.75 lb, 11 kw/13 kw: 7 lb
Unique Features	Solid, hand-welded exchanger, 1/2" NPT adapters, and 1/2" compression fittings



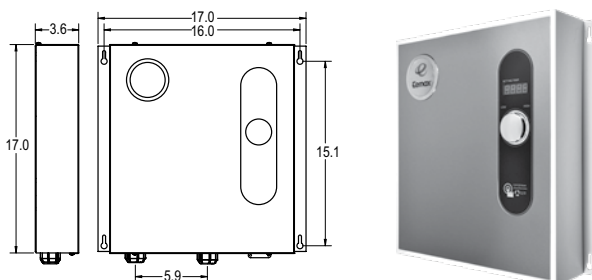
HA018240

Size	17"H x 14"W x 3.75"D
Weight	11.25 lb
Unique Features	Solid, hand-welded exchanger, 3/4" NPT fittings



HA024240/HA027240

Size	17"H x 17"W x 3.75"D
Weight	13.75 lb
Unique Features	Solid, hand-welded exchanger, 3/4" NPT fittings



HA036240

Size	17"H x 21"W x 3.75"D
Weight	17.4 lb
Unique Features	Solid, hand-welded exchanger, 3/4" NPT fittings

